

LICENSED PREMISES

THE LOCATION AND TYPE OF FIRE SAFETY AND ANY OTHER FIRE SAFETY EQUIPMENT IS SHOWN AS AT PRESENT, THIS MAY VARIED FROM TIME TO TIME WITH THE AGREEMENT OF THE FIRE OFFICER OR AFTER A FIRE RISK ASSESSMENT



INTERNAL LICENSABLE AREA

INTERNAL LICENSABLE AREA : 103.0sq.m / 1109.0sq.ft


EXTERNAL LICENSABLE AREA : 0sq.m / 0sq.ft

TOTAL NUMBER OF COVERS : 70


EMERGENCY LIGHT FITTING SCHEDULE

IMAGES	SYMBOL	DESCRIPTION	QTY
		TRAY, GRID AND MF - EMERGENCY LIGHT Name 3W LED Emergency Compact Downlight Finish White Notes Suitably IP rated for internal use. Item Supplier LYCO Contact Laura Mutch Phone 01908 651102 Email l.mutch@lyco.co.uk Address 24-26 Vincent Ave, Crownhill, Milton Keynes, MK8 0AB Website www.lyco.co.uk	13
		EMERGENCY DIRECTIONAL LIGHT Name AADL3MBLK Finish Black Lamp 2W LED Dimensions [mm] 286mm (w) x 212mm (h) x 35mm(d) Notes Suitably IP rated for internal use. Item Supplier LYCO Contact Laura Mutch Phone 01908 651102 Email l.mutch@lyco.co.uk Address 24-26 Vincent Ave, Crownhill, Milton Keynes, MK8 0AB Website www.lyco.co.uk	4
		EMERGENCY DIRECTIONAL LIGHT Name AADL3MW Finish White Lamp 2W LED Dimensions [mm] 286mm (w) x 212mm (h) x 35mm(d) Notes Suitably IP rated for internal use. Item Supplier LYCO Contact Laura Mutch Phone 01908 651102 Email l.mutch@lyco.co.uk Address 24-26 Vincent Ave, Crownhill, Milton Keynes, MK8 0AB Website www.lyco.co.uk	7
		EMERGENCY LED NO FLICKER SURFACE MOUNTED PANEL IN WHITE. - TBC	3
		EMERGENCY SURFACE MOUNTED LED BATTEN, 1200MM, 3540LM, 4000K 120 DEGREES IN WHITE. - TBC	7
		EMERGENCY DIRECTIONAL LIGHT TRACK MOUNTED 3W LED EMERGENCY DOWN LIGHT IN BLACK	7

FIRE ROUTES



CUSTOMER ESCAPE ROUTE



STAFF ESCAPE ROUTE

FIRE PRECAUTIONS

- 6LTR FOAM FIRE EXTINGUISHER (1x)
- 2KG CO2 FIRE EXTINGUISHER (2x)
- FIRE BLANKET (1x)

ALL FIRE EXTINGUISHERS TO BE SUPPLIED AND INSTALLED BY SPECIALIST CONTRACTOR COMPLETE WITH APPROPRIATE WALL MOUNTING FIXINGS

FIRE EXTINGUISHERS TO BE FIXED AT A HEIGHT OF 1000mm TO THE TOP OF THE EXTINGUISHER FROM THE FFL

ALL EXTINGUISHERS TO BE SUPPLIED IN CHROME TO FOH + RED/BLACK IN ALL OTHER AREAS OUTSIDE THE VIEWING AREAS OF THE PUBLIC

NOTE: DRAWING TO BE READ IN CONJUNCTION WITH PROPOSED FIRE ALARM LAYOUT BY LEACROFT

LEACROFT REFERENCE - POP LEW-STS-FA-REV A

FIRE SIGN

ALL FIRE SAFETY SIGNS TO BE SUPPLIED AND INSTALLED IN ACCORDANCE WITH BS 5499

MANDATORY SIGNS

- WHITE LETTERING ON A BLUE CIRCLE STATING FIRE DOOR KEEP SHUT
- WHITE LETTERING ON A BLUE CIRCLE STATING FIRE DOOR KEEP LOCKED
- WHITE LETTERING ON A BLUE CIRCLE STATING FIRE DOOR KEEP CLEAR

PROHIBITION SIGNS

BLACK GRAPHIC SYMBOL ON A WHITE BACKGROUND WITH A RED CIRCLE AND RED BAND

- NO SMOKING SIGN 150x125mm FROM SETON OR SIMILAR APPROVED IN POLISHED CHROME EFFECT REF. ML020GSLM

SAFE CONDITION SIGNS

THESE SIGNS INDICATE EXIT ROUTES, IN THE EVENT OF A FIRE ARE NORMAL GREEN TEXT/SYMBOL ON A WHITE BACKGROUND

- PUSH BAR TO OPEN, NOTICE TO BE FITTED ABOVE PUSH BAR IN 80mm HIGH LETTERING; SIGN TO BE INSTALLED 900-1100mm AFFL

- ASSEMBLY POINT SIGN

SUPPLEMENTAL INFORMATION

- FIRE ACTION NOTICE - NORMALLY LOCATED WITHIN OFFICE AREA

FIRE DOORS  
ALL TO BE SUPPLIED AND INSTALLED TO ACHIEVE THE RELEVANT FIRE PROTECTION INCLUDING INTUMESCENT STRIPS/SMOKE SEALS/ ENSURE THE GAP AROUND THE DOOR IS NO LARGER THAN 5mm

- 30min FIRE RATED SOLID CORE DOOR WITH COLD SMOKE SEALS & INTUMESCENT STRIPS

- 60min FIRE RATED SOLID CORE DOOR WITH COLD SMOKE SEALS & INTUMESCENT STRIPS

- DOOR WITH VISION PANEL

FIRE ALARM

A CATEGORY L1 FIRE ALARM SYSTEM WILL BE INSTALLED TO BS5839 PART 1 2017 CODE OF PRACTICE FOR SYSTEM DESIGN, INSTALLATION, COMMISSIONING AND MAINTENANCE, COMPRISING OF DEVICES AS INDICATED.

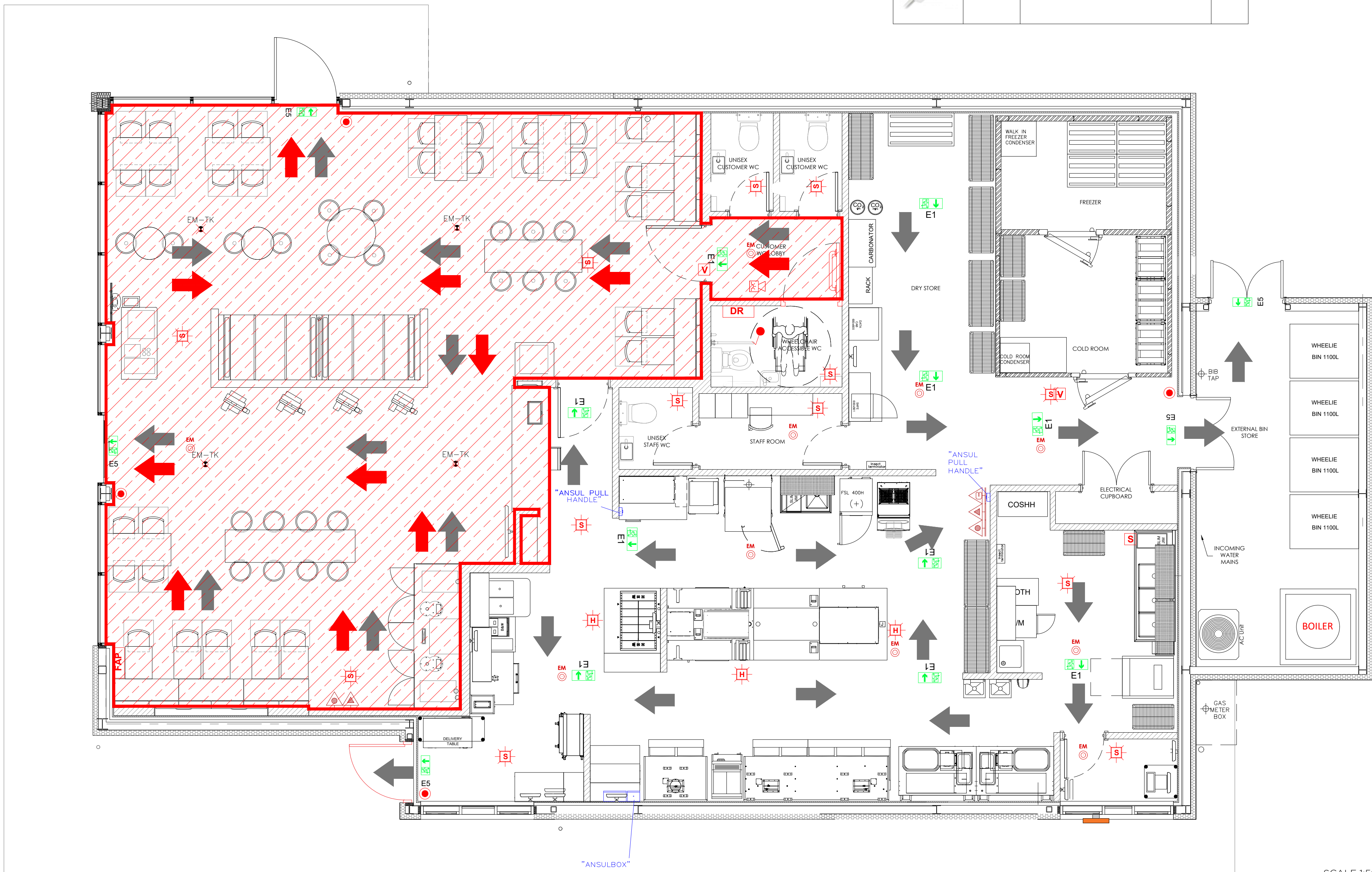
- FIRE ALARM PANEL
- MAGNETIC DOOR HOLDER
- MANUAL CALL POINT
- HEAT DETECTOR
- HEAT SOUNDER
- HEAT/SOUNDER/BEACON
- SMOKE DETECTOR
- SMOKE/SOUNDER
- SMOKE/SOUNDER/BEACON
- INDICATOR FOR VOID DETECTOR
- VOID DETECTOR
- SOUNDER
- BEACON
- INTERFACE
  - M = MUSIC
  - L = LANDLORD
  - A = ANSUL
  - D = DOOR MAG
  - S = SPRINKLER
  - P = PAVA
- DISABLED ALARM RESET BUTTOM
- DISABLED ALARM PULL CORD
- DISABLED OVER DOOR BEACON

TO BE READ IN CONJUNCTION WITH LEACROFT PLAN - POP PIC SYS-FA-REV A

NOTES

- ALL DIMENSIONS IN MILLIMETRES (mm) AND LEVELS IN METRES (m) ABOVE NATIONAL DATUM. ALL DIMENSIONS TO BE CHECKED ON SITE AND AGREED ON SITE WITH APPOINTED BUILDING CONTRACTOR/SHOPFITTER
- DO NOT SCALE FROM THIS DRAWING. ONLY WRITTEN DIMENSIONS SHALL BE USED.
- THIS DRAWING IS TO BE READ IN CONJUNCTION WITH ALL RELEVANT ARCHITECTURAL DRAWINGS AND SPECIFICATIONS AS WELL AS ALL RELEVANT INFORMATION FROM THE STRUCTURAL, MEP AND CIVIL ENGINEERS.
- THIS DRAWING HAS BEEN PREPARED IN ACCORDANCE WITH THE SCOPE OF APPOINTMENT WITH THE CLIENT AND IS SUBJECT TO THE TERMS OF THAT APPOINTMENT AND SHOULD ONLY BE USED FOR THE PURPOSE FOR WHICH IT IS INTENDED.
- ALL NEW CONSTRUCTION AND MATERIALS ARE TO CONFORM TO LOCAL BY LAWS, CURRENT BUILDING REGULATIONS AND BRITISH STANDARDS.
- THIS DRAWING AND ALL OF THE INFORMATION SHOWN IS THE PROPERTY OF @ ARCHITECT (UK) LTD AND SHALL NOT BE COPIED WHOLE, OR IN ANY PART, OR USED FOR ANY OTHER PURPOSE WITHOUT WRITTEN PERMISSION OF THE COMPANY.

Overhead Canopy



Overhead Canopy

PROPOSED GROUND FLOOR PLAN  
- SCALE 1:50

SCALE 1:50



REV. DATE DESCRIPTION BY

POPEYES



@ Architect (UK) Ltd  
Suite 2, Clocktower  
House, Station Road  
West Horndon, Essex  
CM13 3XL  
01708 477899  
office@architect.ltd.uk  
www.architect.ltd.uk

CLIENT

POPEYES

PROJECT  
NOTTINGHAM

TEAL PARK

DRAWING TITLE  
PROPOSED  
LICENSING PLAN

SCALE @ A1  
1:50

DRAWN  
TM

CHECKED  
@

PURPOSE OF ISSUE  
STAGE S4

STATUS  
SO

DRAWING NO  
23.0196-A-DR-TD-20-120-00

REV  
-